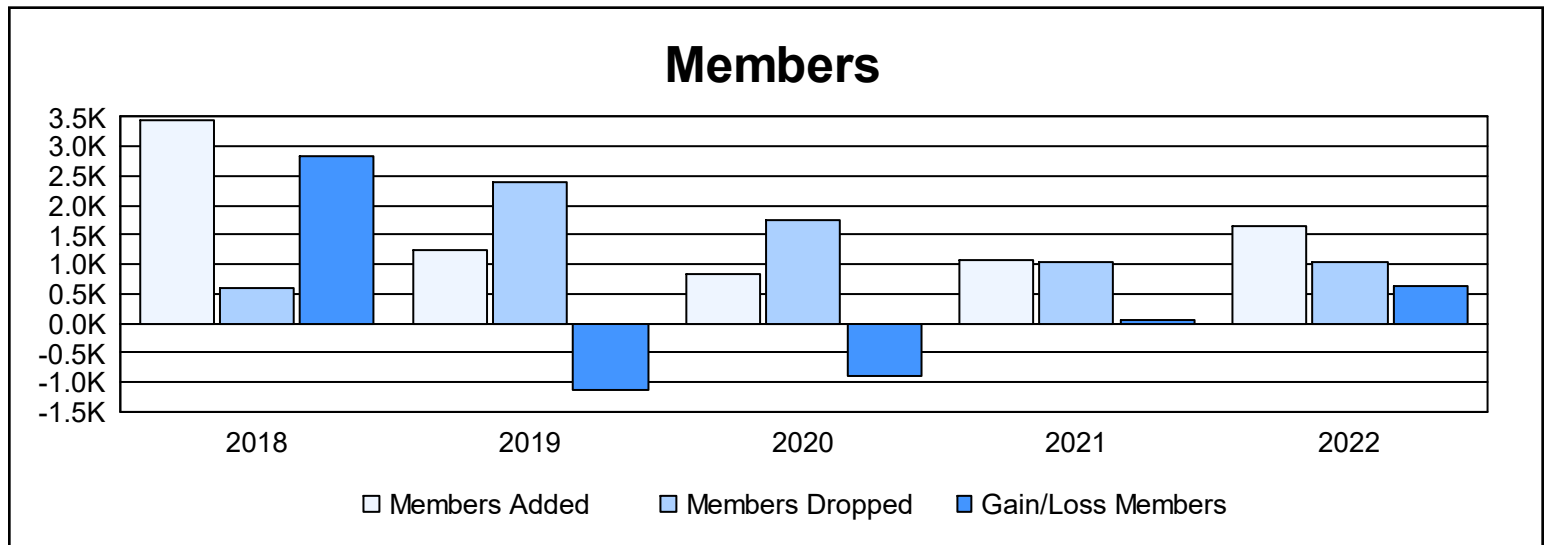
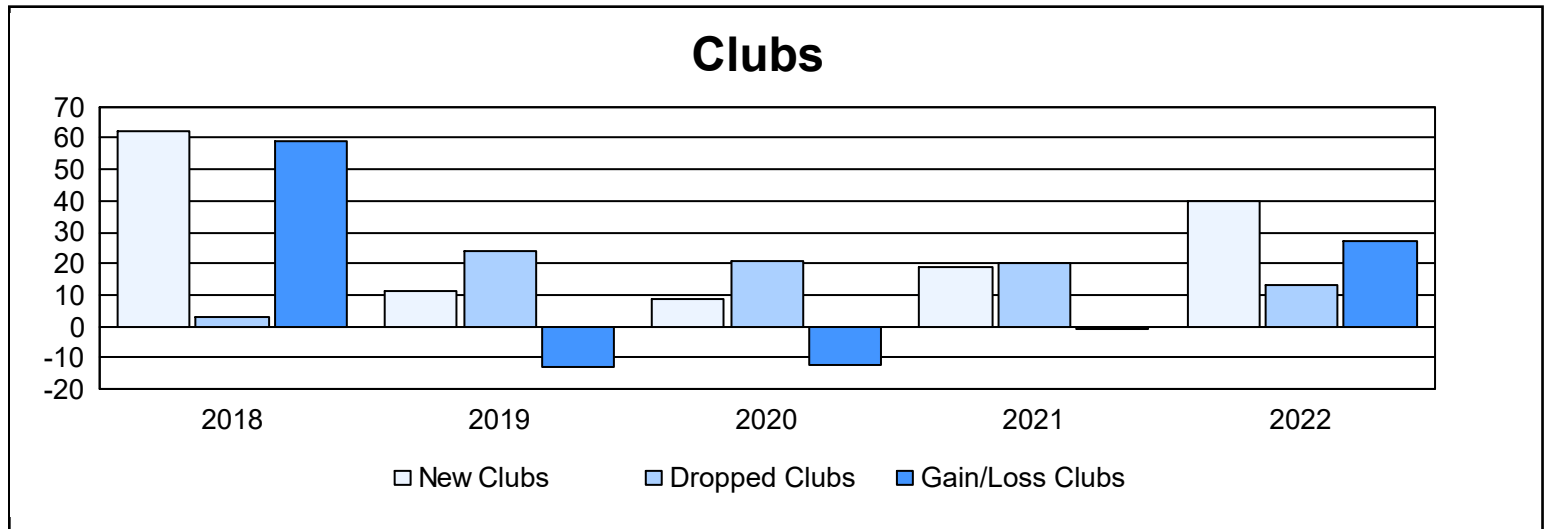
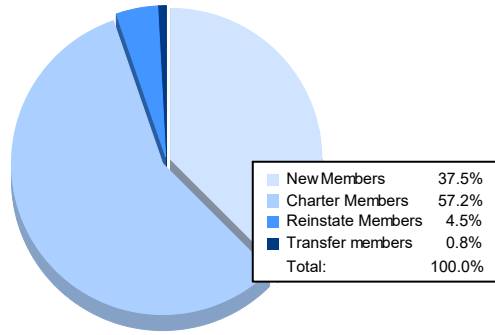


Year	New Clubs	Dropped Clubs	Gain/ Loss Clubs	New Members	Charter Members	Reinstate Members	Transfer Members	Total Member Added	Total Members Dropped	Gain/ Loss Members
2017-2018	62	3	59	1,776	1,594	52	13	3,435	588	2,847
2018-2019	11	24	-13	610	409	222	15	1,256	2,381	-1,125
2019-2020	9	21	-12	407	294	90	46	837	1,746	-909
2020-2021	19	20	-1	545	479	50	12	1,086	1,024	62
2021-2022	40	13	27	624	953	75	13	1,665	1,047	618
Average	28	16	12	792	746	98	20	1,656	1,357	299



Membership Composition June 2022 Cumulative



Gender Composition June 2022 Cumulative

